

# EndoSequence<sup>®</sup> Xpress<sup>™</sup>

PRECISION ENDODONTIC SYSTEM

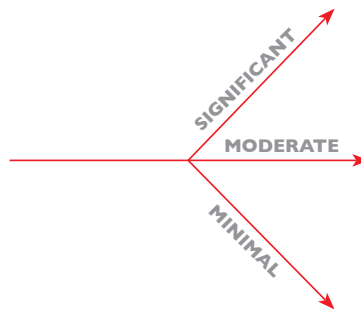
## CHAIRSIDE TECHNIQUE CARD

### GENERAL INSTRUCTIONS AND TIPS

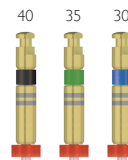
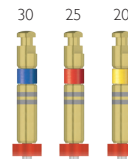
1. Run @ 500-600 RPM
2. Torque setting 1.8-2.3 Ncm
3. Use a very gentle touch. Never force a file.
4. Irrigation with ultrasonics is recommended.
5. Always clean the file after three (3) engagements.



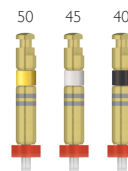
#15/.02



SMALL



MEDIUM



LARGE

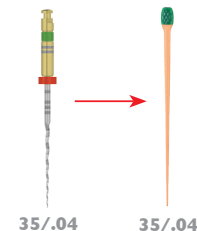
### SHAPING AND CLEANING

1. Establish working length using radiographs and an apex locator.
2. Reach full working length with a #15/.02 file noting the level of resistance to achieve working length.
3. Select the appropriate procedure pack.
  - Significant resistance to reach working length= Small procedure pack.
  - Moderate resistance to reach working length= Medium procedure pack.
  - Minimal resistance to reach working length= Large procedure pack.
4. Begin crown down with the largest file from the appropriate procedure pack.
  - Use each file with 2 passes of 3 gentle engagements.
  - After each series of 3 engagements clean the flutes.
  - Move to the next smallest file after the second pass of 3 engagements.
  - Irrigate between each rotary file with your irrigant of choice.
5. The first file to working length with resistance completes the preparation.\*
  - \* If desired finish the preparation to the next largest size rotary file.

### OBTURATION

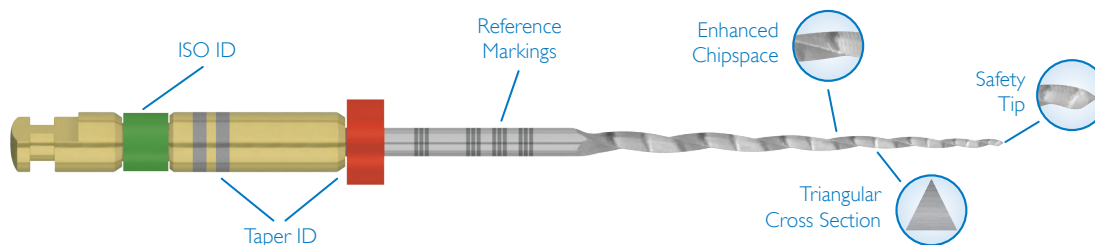
Obturate the canals using BC Sealer<sup>™</sup> and the corresponding BC Point<sup>™</sup>.

- Select the EndoSequence<sup>®</sup> BC Point<sup>™</sup> that matches the last rotary file taken to working length.
- Deliver BC Sealer throughout the canal using a small file.
- Coat the selected BC Point<sup>™</sup> with BC Sealer<sup>™</sup> and slowly seat the BC Point<sup>™</sup> to full working length.



# EndoSequence Xpress™

PRECISION ENDODONTIC SYSTEM



## Assorted Procedure Packs

File/ Tip ID	Tip Size	.04 Taper	
		21 mm	25 mm
Small	30, 25, 20	5024727EU	
Medium	40, 35, 30	5024728EU	
Large	50, 45, 40	5024731EU	
Small	30, 25, 20		5024732EU
Medium	40, 35, 30		5024733EU
Large	50, 45, 40		5024734EU

## Individual Packs

File/ Tip ID	Tip Size	.04 Taper			.02 Taper	
		21 mm	25 mm	31 mm	21 mm	25mm
△ White	15	5024696EU	5024707EU	5024716EU	5024726EU	5024730EU
▲ Yellow	20	5024697EU	5024708EU	5024717EU		
▲ Red	25	5024698EU	5024709EU	5024718EU		
▲ Blue	30	5024700EU	5024710EU	5024719EU		
▲ Green	35	5024701EU	5024711EU	5024720EU		
▲ Black	40	5024702EU	5024712EU	5024721EU		
△ White	45	5024703EU	5024713EU	5024722EU		
▲ Yellow	50	5024704EU	5024714EU	5024723EU		
▲ Red	55	5024705EU	5024715EU	5024724EU		